

PIN Power Inductor

RCH8010



Description

- Ferrite core construction.
- Magnetically unshielded.
- LxWxH:8.3x8.3x10mm Max.
- Product weight: 1.6g(Ref.)
- Moisture Sensitivity Level: 1



Environmental Data

- Operating temperature range: -40°C~+100°C (including coil's self temperature rise)
- Storage temperature range: -40°C~+100°C

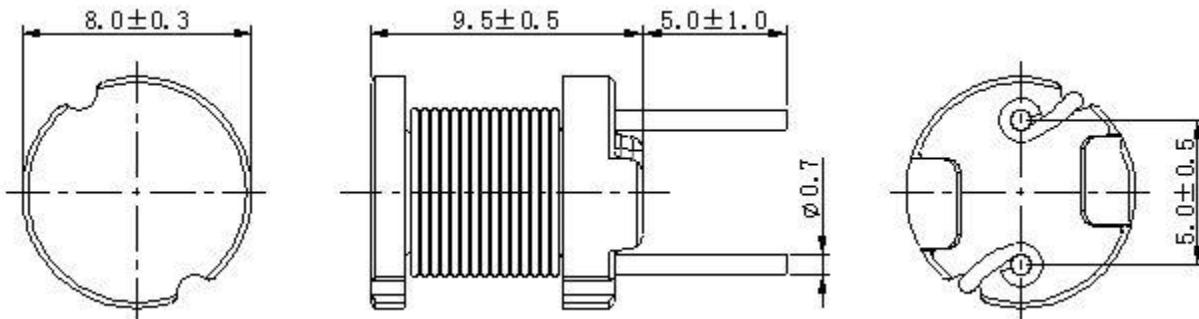
Packaging

- Box Packaging

Applications

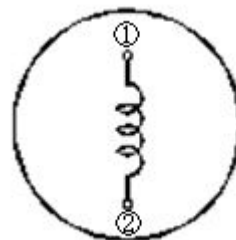
- Ideally used in Printers, LCD TV, LED Driver, Copy Machine, Mainboard of the compounding machines etc. as DC-DC Converter inductors.

Dimension - [mm]



Recommended Land pattern - [mm]

Wire Connection





Electrical Characteristics

Part Number	Inductance [Within] (μ H) ※1	D.C.R. at 20°C Max.(Typ.) (m Ω)	Saturation Current (A) Max.(Typ.) ※2	Temperature Rise Current (A) Max.(Typ.) ※3
RCH8010NP-100M	10.00 \pm 20%	39.80 (33.20)	4.50 (5.60)	(3.80)
RCH8010NP-150M	15.00 \pm 20%	48.50 (40.40)	4.00 (5.00)	(3.30)
RCH8010NP-220M	22.00 \pm 20%	60.60 (50.50)	3.20 (4.00)	(3.00)
RCH8010NP-330M	33.00 \pm 20%	77.40 (64.50)	2.60 (3.30)	(2.70)
RCH8010NP-470M	47.00 \pm 20%	111.20 (92.70)	2.20 (2.80)	(2.20)
RCH8010NP-680M	68.00 \pm 20%	141.80 (118.20)	1.90 (2.40)	(2.00)
RCH8010NP-101M	100 \pm 20%	225.60 (188)	1.60 (2.00)	(1.50)
RCH8010NP-151M	150 \pm 20%	319.80 (266.50)	1.30 (1.60)	(1.30)
RCH8010NP-221M	220 \pm 20%	0.47 (0.39)	1.00 (1.30)	(1.00)
RCH8010NP-331M	330 \pm 20%	0.71 (0.59)	0.84 (1.05)	(0.85)
RCH8010NP-471M	470 \pm 20%	0.98 (0.82)	0.71 (0.89)	(0.72)
RCH8010NP-681M	680 \pm 20%	1.38 (1.15)	0.60 (0.75)	(0.60)
RCH8010NP-102M	1000 \pm 20%	2.16 (1.80)	0.50 (0.62)	(0.47)
RCH8010NP-152M	1500 \pm 20%	3.28 (2.73)	0.39 (0.49)	(0.39)
RCH8010NP-222M	2200 \pm 20%	5.24 (4.37)	0.33 (0.41)	(0.30)
RCH8010NP-332M	3300 \pm 20%	8.02 (6.68)	0.26 (0.33)	(0.26)
RCH8010NP-472M	4700 \pm 20%	10.68 (8.90)	0.24 (0.29)	(0.24)

※1 Measuring frequency at 1kHz 250mV.

※2 Saturation current: This indicates the actual value of D.C. current when the inductance becomes 90% lower than its initial value.

※3 Temperature rise current: The actual value of D.C. current when the temperature of coil becomes $\Delta T=40^{\circ}\text{C}$ ($T_a=20^{\circ}\text{C}$).

PIN Power Inductor

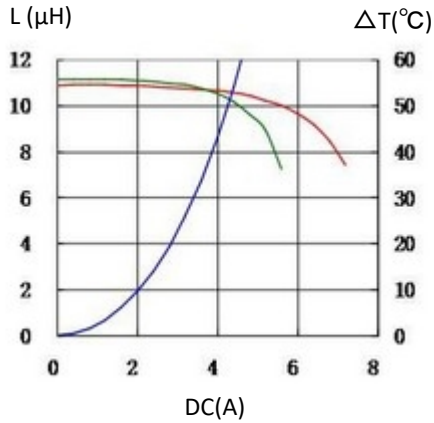
RCH8010



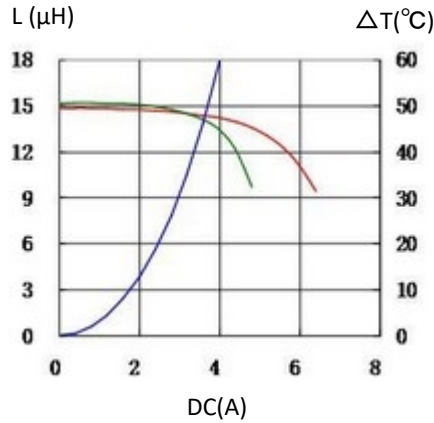
Saturation Current & Temperature Rise Graph

— L (20°C) — L (105°C) — ΔT

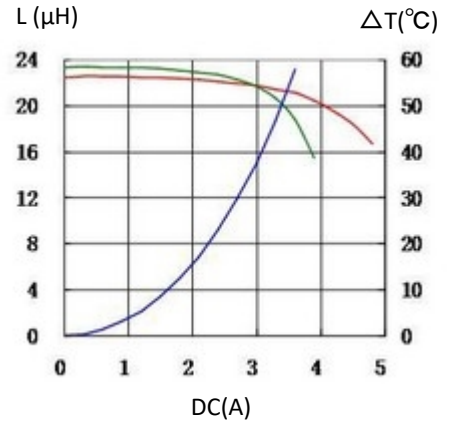
1. RCH8010NP-100M



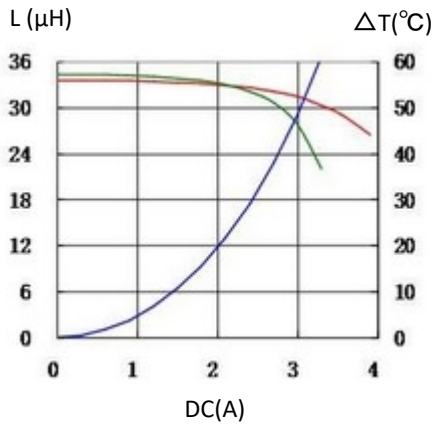
2. RCH8010NP-150M



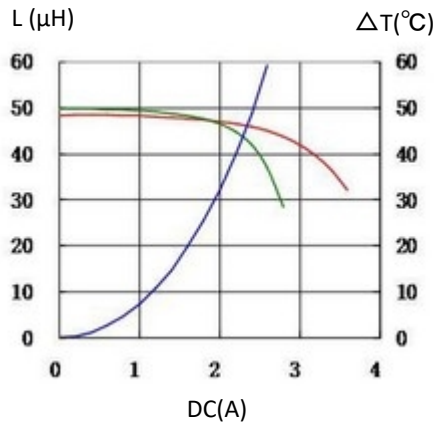
3. RCH8010NP-220M



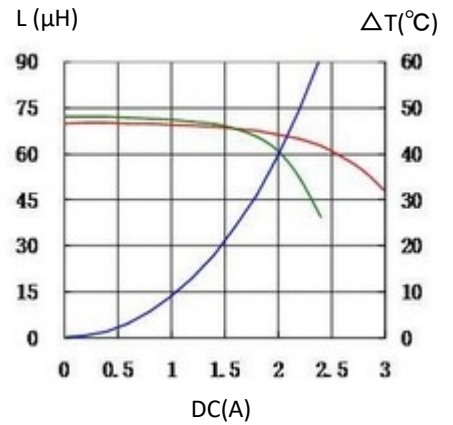
4. RCH8010NP-330M



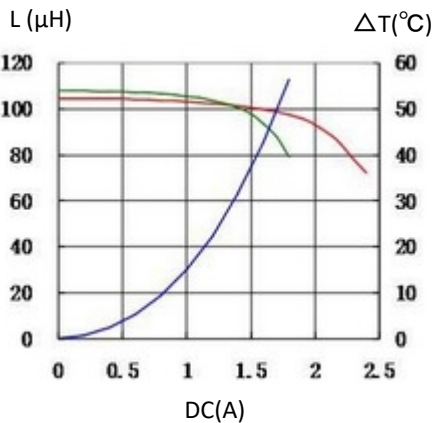
5. RCH8010NP-470M



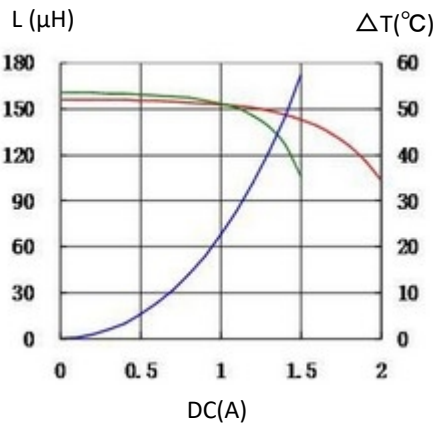
6. RCH8010NP-680M



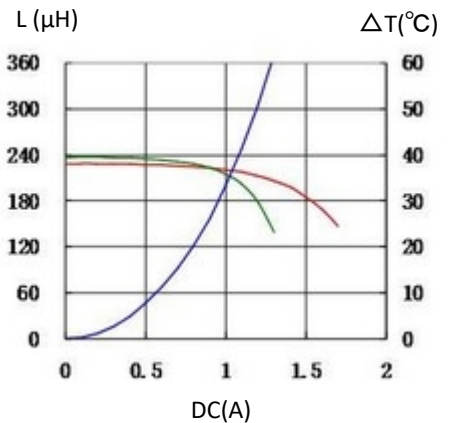
7. RCH8010NP-101M



8. RCH8010NP-151M



9. RCH8010NP-221M



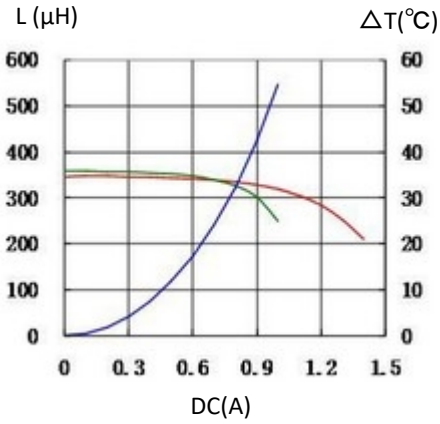
Note: This specification is subject to change without notice. Please contact your nearest sales office for updated information when placing an order.

PIN Power Inductor

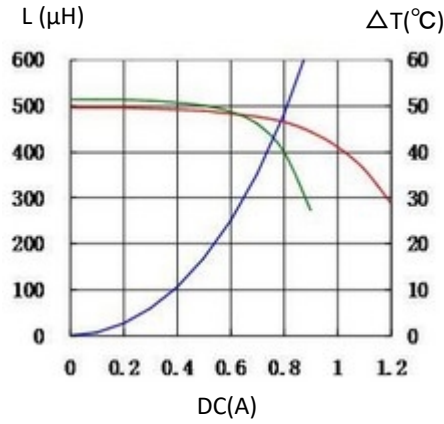
RCH8010



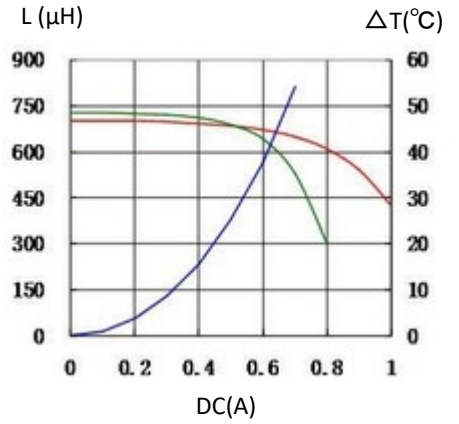
10. RCH8010NP-331M



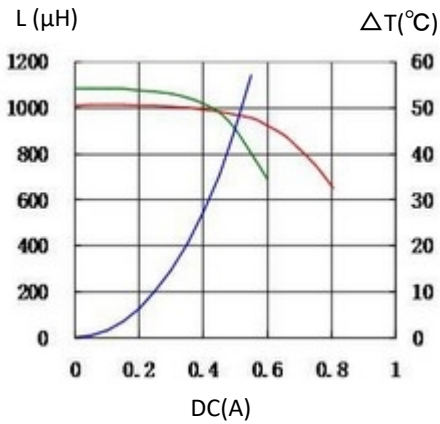
11. RCH8010NP-471M



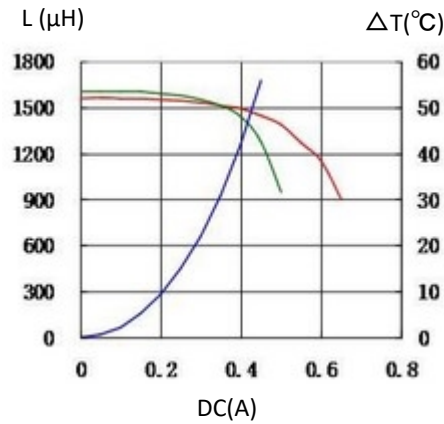
12. RCH8010NP-681M



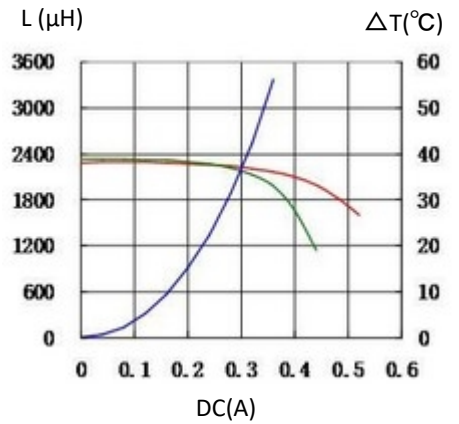
13. RCH8010NP-102M



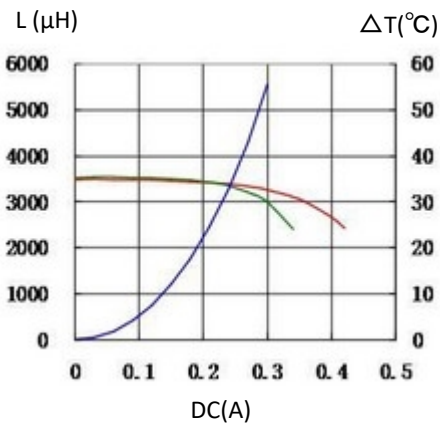
14. RCH8010NP-152M



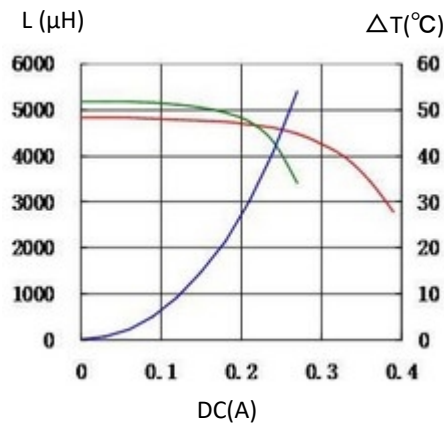
15. RCH8010NP-222M



16. RCH8010NP-332M



17. RCH8010NP-472M



For sales office information, please [click here](#) to visit our website.