

SPECIFICATION OF HLC SERIES


HLC0402/0603/0805CSCC SERIES

1. Ceramic body and Wire wound construction provide highest SRFs available in 0402/0603/0805 size.
2. These ultra compact inductors provided exceptional Q values , even at high frequencies.



HLC1008CSCC SERIES

1. THE "HLC" series chip inductors have been designed especially for the needs of today's high frequency designer.
2. Their ceramic construction delivers the highest possible SRFs as well as excellent Q values.
3. The non-magnetic coil form also assures the utmost in thermal stability , predictability and batch consistency.



ORDERING CODE

HLC0603CSCC 22N J T
 (1) (2) (3)(4)

- (1) PRODUCT TYPE CODE AND SIZE CODE
- (2) INDUCTANCE
- (3) INDUCTANCE TOLERANCE
 (G : ±2%, J : ±5%, K : ±10%)
- (4) REEL TAPING

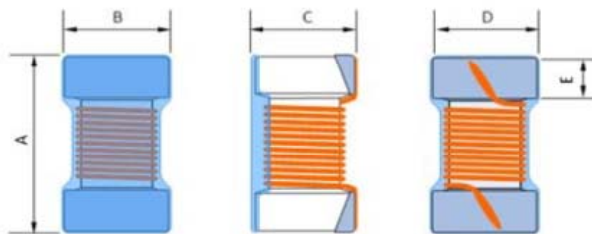
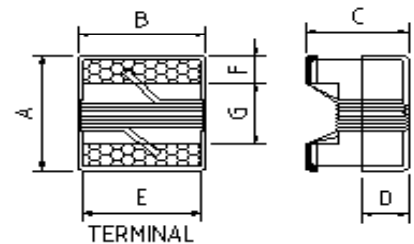


FIG 1

FIG 2

SHAPE & DIMENSIONS

UNIT:mm (inch)

SIZE CODE	A Max.	B Max.	C Max.	D Ref.	E Ref.	F Ref.	G Ref.	H	I	J	
HLC0402CSCCxxxxT13 (0402)	1.20 (0.047)	0.70 (0.028)	0.70 (0.028)	0.50 (0.020)	0.20 (0.020)	-	-	0.65 (0.026)	0.35 (0.014)	0.50 (0.020)	1
HLC0603CSCC (0603)	1.80 (0.071)	1.12 (0.044)	1.02 (0.040)	0.38 (0.015)	0.76 (0.030)	0.33 (0.013)	0.86 (0.034)	1.02 (0.040)	0.64 (0.025)	0.64 (0.025)	2
HLC0805CSCC (0805)	2.29 (0.090)	1.73 (0.068)	1.52 (0.060)	0.51 (0.020)	1.27 (0.050)	0.51 (0.020)	1.02 (0.040)	1.78 (0.070)	1.02 (0.040)	0.76 (0.030)	2
HLC1008CSCC (1008)	2.92 (0.115)	2.79 (0.110)	2.23 (0.088)	0.51 (0.020)	2.03 (0.080)	0.51 (0.020)	1.52 (0.060)	2.54 (0.100)	1.02 (0.040)	1.27 (0.050)	2

※All the data listed in this catalogue are for reference only, King Core reserves the right to alter or revise the specifications without prior notification.

WOUND CHIP INDUCTORS → HLC0402CSCCxxxxT13 SERIES

ELECTRICAL CHARACTERISTICS

ORDERING CODE	L (nH)	Tolerance ±%	L Test Frequency (MHz)	Q Min	Q Test Frequency (MHz)	Self Resonant Frequency (MHz)Min	DC Resistance (Ω)max	IDC (mA)max
HLC0402CSCC1N0□T13	1.0	10/5	250	17	250	12700	0.045	1360
HLC0402CSCC1N2□T13	1.2	10/5	250	10	250	6000	0.140	640
HLC0402CSCC1N8□T13	1.8	10/5	250	20	250	12000	0.070	1040
HLC0402CSCC1N9□T13	1.9	10/5	250	20	250	11300	0.070	1040
HLC0402CSCC2N0□T13	2.0	10/5	250	23	250	11000	0.070	1040
HLC0402CSCC2N2□T13	2.2	10/5	250	22	250	10800	0.070	960
HLC0402CSCC2N4□T13	2.4	10/5	250	18	250	6000	0.091	650
HLC0402CSCC2N7□T13	2.7	10/5	250	24	250	10400	0.120	790
HLC0402CSCC3N3□T13	3.3	10/5	250	24	250	7000	0.066	840
HLC0402CSCC3N6□T13	3.6	10/5	250	24	250	6800	0.066	840
HLC0402CSCC3N9□T13	3.9	10/5	250	24	250	6000	0.066	840
HLC0402CSCC4N3□T13	4.3	10/5	250	22	250	6000	0.091	700
HLC0402CSCC4N7□T13	4.7	10/5	250	20	250	4770	0.130	640
HLC0402CSCC5N1□T13	5.1	10/5	250	23	250	4800	0.083	800
HLC0402CSCC5N6□T13	5.6	10/5	250	25	250	4800	0.083	760
HLC0402CSCC6N2□T13	6.2	10/5	250	25	250	4800	0.083	760
HLC0402CSCC6N8□T13	6.8	10/5	250	24	250	4800	0.083	680
HLC0402CSCC7N5□T13	7.5	10/5	250	25	250	4800	0.100	680
HLC0402CSCC8N2□T13	8.2	10/5	250	25	250	4400	0.100	680
HLC0402CSCC8N7□T13	8.7	10/5	250	25	250	4100	0.200	480
HLC0402CSCC9N0□T13	9.0	10/5	250	25	250	4160	0.100	680
HLC0402CSCC10N□T13	10	10/5	250	24	250	3900	0.200	480
HLC0402CSCC11N□T13	11	10/5/2	250	26	250	3680	0.120	640
HLC0402CSCC12N□T13	12	10/5/2	250	26	250	3600	0.120	640
HLC0402CSCC13N□T13	13	10/5/2	250	24	250	3450	0.210	440
HLC0402CSCC15N□T13	15	10/5/2	250	26	250	3280	0.170	560
HLC0402CSCC16N□T13	16	10/5/2	250	25	250	3100	0.220	560
HLC0402CSCC18N□T13	18	10/5/2	250	25	250	3100	0.230	420
HLC0402CSCC20N□T13	20	10/5/2	250	26	250	3000	0.250	420
HLC0402CSCC22N□T13	22	10/5/2	250	25	250	2800	0.300	400
HLC0402CSCC23N□T13	23	10/5/2	250	28	250	2720	0.300	400
HLC0402CSCC24N□T13	24	10/5/2	250	25	250	2700	0.300	400
HLC0402CSCC27N□T13	27	10/5/2	250	25	250	2500	0.380	320
HLC0402CSCC30N□T13	30	10/5/2	250	25	250	2350	0.300	400
HLC0402CSCC33N□T13	33	10/5/2	250	24	250	2350	0.300	400
HLC0402CSCC36N□T13	36	10/5/2	250	24	250	2320	0.440	320
HLC0402CSCC39N□T13	39	10/5/2	250	26	250	2100	0.550	200
HLC0402CSCC43N□T13	43	10/5/2	250	25	250	2030	0.810	100
HLC0402CSCC47N□T13	47	10/5/2	250	25	250	2100	0.830	150
HLC0402CSCC56N□T13	56	10/5/2	250	25	250	1750	0.970	100
HLC0402CSCC68N□T13	68	10/5/2	250	25	250	2500	1.350	170
HLC0402CSCC82N□T13	82	10/5/2	250	25	250	1260	1.550	50
HLC0402CSCCR10N□T13	100	10/5/2	250	24	250	1160	2.000	30

※Operating temperature range : -40 to +125°C (including self-heating)

※Means the inductance tolerance, Tolerance : B=±0.1nH, G = 2% , J = 5% , K = 10%

※IDC: Based on Temperature increase 40°C

※All the data listed in this catalogue are for reference only, King Core reserves the right to alter or revise the specifications without prior notification.



KING CORE ELECTRONICS INC.
Tel:886-3-4698855 Fax:886-3-4691395

No.269,Nanfong Rd.,Pingjhen City,Taoyuan County, Taiwan
E-mail:kc@mail.kingcore.com.tw Web Site:http://www.kingcore.com.tw

WOUND CHIP INDUCTORS → HLC0603CSCC SERIES

ELECTRICAL CHARACTERISTICS

ORDERING CODE	L (nH)	Tolerance ±%	Test Frequency L/Q(MHz)	Q Min	Self Resonant Frequency (MHz)TYP	DC Resistance (Ω)max	IDC (mA)max	900MHz		1.7GHz	
								L Typ.	Q Typ.	L Typ.	Q Typ.
HLC0603CSCC1N6□T	1.6	10/5	250	24	12500	0.030	700	1.67	49	1.65	63
HLC0603CSCC1N8□T	1.8	10/5	250	16	12500	0.045	700	1.63	35	1.66	50
HLC0603CSCC3N3□T	3.3	10/5	250	18	6000	0.050	700	2.00	35	1.80	50
HLC0603CSCC3N6□T	3.6	10/5	250	22	5900	0.063	700	3.72	53	3.71	65
HLC0603CSCC3N9□T	3.9	10/5	250	22	6900	0.080	700	3.95	49	3.96	67
HLC0603CSCC4N3□T	4.3	10/5	250	22	5900	0.063	700	4.32	50	4.33	70
HLC0603CSCC4N7□T	4.7	10/5	250	20	5800	0.116	700	4.72	47	4.75	57
HLC0603CSCC5N1□T	5.1	10/5	250	20	5700	0.140	700	4.93	47	4.95	56
HLC0603CSCC6N8□T	6.8	10/5	250	27	5800	0.110	700	6.75	60	7.10	81
HLC0603CSCC7N5□T	7.5	10/5	250	28	4800	0.106	700	7.70	60	7.82	65
HLC0603CSCC8N2□T	8.2	10/5	250	28	4700	0.109	700	8.30	60	8.50	60
HLC0603CSCC8N7□T	8.7	10/5	250	28	4600	0.109	700	8.86	62	9.32	58
HLC0603CSCC9N5□T	9.5	10/5	250	28	5400	0.135	700	9.70	59	9.92	61
HLC0603CSCC10N□T	10	10/5/2	250	31	4800	0.130	700	10.00	66	10.60	83
HLC0603CSCC11N□T	11	10/5/2	250	33	4000	0.130	700	11.00	53	11.50	56
HLC0603CSCC12N□T	12	10/5/2	250	35	4000	0.130	700	12.30	72	13.50	83
HLC0603CSCC15N□T	15	10/5/2	250	35	4000	0.170	700	15.40	64	16.80	89
HLC0603CSCC16N□T	16	10/5/2	250	34	3300	0.170	700	16.20	55	17.30	52
HLC0603CSCC18N□T	18	10/5/2	250	35	3100	0.170	700	18.70	70	21.40	69
HLC0603CSCC22N□T	22	10/5/2	250	38	3000	0.190	700	22.80	73	26.10	71
HLC0603CSCC23N□T	23	10/5/2	250	37	2700	0.145	700	23.00	48	27.00	40
HLC0603CSCC24N□T	24	10/5/2	250	37	2650	0.135	700	24.50	45	28.70	39
HLC0603CSCC27N□T	27	10/5/2	250	40	2800	0.220	600	29.20	74	34.60	65
HLC0603CSCC30N□T	30	10/5/2	250	37	2250	0.144	600	31.40	47	39.90	28
HLC0603CSCC33N□T	33	10/5/2	250	40	2300	0.220	600	36.00	67	49.50	42
HLC0603CSCC36N□T	36	10/5/2	250	38	2080	0.250	600	39.40	47	52.70	24
HLC0603CSCC39N□T	39	10/5/2	250	40	2200	0.250	600	42.70	60	60.20	40
HLC0603CSCC43N□T	43	10/5/2	250	39	2000	0.280	600	47.00	44	64.90	21
HLC0603CSCC47N□T	47	10/5/2	200	38	2000	0.280	600	52.20	62	77.20	35
HLC0603CSCC51N□T	51	10/5/2	200	38	1950	0.290	600	55.00	56	80.00	28
HLC0603CSCC56N□T	56	10/5/2	200	38	1900	0.310	600	62.50	56	97.00	26
HLC0603CSCC68N□T	68	10/5/2	200	37	1700	0.340	600	80.50	54	168.00	21
HLC0603CSCC72N□T	72	10/5/2	150	34	1700	0.490	400	82.00	53	135.00	20
HLC0603CSCC82N□T	82	10/5/2	150	34	1700	0.540	400	96.20	54	177.00	21
HLC0603CSCCR10□T	100	10/5/2	150	34	1400	0.580	400	124.00	49	-	-
HLC0603CSCCR11□T	110	10/5/2	150	32	1350	0.610	300	138.00	43	-	-
HLC0603CSCCR12□T	120	10/5/2	150	32	1300	0.650	300	166.00	39	-	-
HLC0603CSCCR15□T	150	10/5/2	150	28	990	0.920	280	250.00	25	-	-
HLC0603CSCCR18□T	180	10/5/2	100	25	990	1.300	240	305.00	22	-	-
HLC0603CSCCR20□T	200	10/5/2	100	25	900	1.650	220	-	-	-	-
HLC0603CSCCR21□T	210	10/5/2	100	25	900	1.850	210	-	-	-	-
HLC0603CSCCR22□T	220	10/5/2	100	25	900	2.100	200	-	-	-	-
HLC0603CSCCR25□T	250	10/5/2	100	24	900	2.250	180	-	-	-	-
HLC0603CSCCR27□T	270	10/5/2	100	24	900	2.300	170	-	-	-	-
HLC0603CSCCR33□T	330	10/5/2	100	25	900	3.890	100	-	-	-	-
HLC0603CSCCR39□T	390	10/5/2	100	25	600	4.350	100	-	-	-	-

※Operating temperature range : -25 to +85°C (including self-heating)

※Means the inductance tolerance, Tolerance : G = 2% , J = 5% , K = 10%

※IDC: Based on Temperature increase 40°C

※All the data listed in this catalogue are for reference only, King Core reserves the right to alter or revise the specifications without prior notification.

WOUND CHIP INDUCTORS → HLC0805CSCC SERIES

ELECTRICAL CHARACTERISTICS

ORDERING CODE	L	Tolerance	Test	Q	Test	Self Resonant	DC	IDC
	(nH)	±%	Frequency (MHz)	Min	Frequency (MHz)	Frequency (MHz)TYP	Resistance (Ω)max	(mA)max
HLC0805CSCC2N2□T	2.2	10/5	250	15	1500	6000	0.08	600
HLC0805CSCC3N3□T	3.3	10/5	250	50	1500	6000	0.08	600
HLC0805CSCC5N6□T	5.6	10/5	250	50	1000	5700	0.10	600
HLC0805CSCC6N4□T	6.4	10/5	250	50	1000	5600	0.11	600
HLC0805CSCC6N8□T	6.8	10/5	250	50	1000	5500	0.11	600
HLC0805CSCC8N2□T	8.2	10/5	250	50	1000	4700	0.12	600
HLC0805CSCC12N□T	12	10/5/2	250	50	500	4000	0.15	600
HLC0805CSCC15N□T	15	10/5/2	250	50	500	3400	0.17	600
HLC0805CSCC18N□T	18	10/5/2	250	50	500	3300	0.20	600
HLC0805CSCC22N□T	22	10/5/2	250	55	500	2600	0.22	500
HLC0805CSCC27N□T	27	10/5/2	250	55	500	2500	0.25	500
HLC0805CSCC33N□T	33	10/5/2	250	60	500	2050	0.27	500
HLC0805CSCC39N□T	39	10/5/2	250	60	500	2000	0.29	500
HLC0805CSCC47N□T	47	10/5/2	200	60	500	1650	0.31	500
HLC0805CSCC48N□T	48	10/5/2	200	60	500	1650	0.31	500
HLC0805CSCC56N□T	56	10/5/2	200	60	500	1550	0.34	500
HLC0805CSCC68N□T	68	10/5/2	200	60	500	1450	0.38	500
HLC0805CSCC82N□T	82	10/5/2	150	65	500	1300	0.42	400
HLC0805CSCCR10□T	100	10/5/2	150	65	500	1200	0.46	400
HLC0805CSCCR11□T	110	10/5/2	150	50	250	1000	0.48	400
HLC0805CSCCR12□T	120	10/5/2	150	50	250	1100	0.51	400
HLC0805CSCCR15□T	150	10/5/2	100	50	250	920	0.56	400
HLC0805CSCCR18□T	180	10/5/2	100	50	250	870	0.64	400
HLC0805CSCCR22□T	220	10/5/2	100	50	250	850	0.70	400
HLC0805CSCCR27□T	270	10/5/2	100	40	100	650	1.00	350
HLC0805CSCCR33□T	330	10/5/2	100	40	100	600	1.40	310
HLC0805CSCCR39□T	390	10/5/2	100	40	100	560	1.50	290
HLC0805CSCCR47□T	470	10/5/2	100	33	100	375	1.76	250
HLC0805CSCCR56□T	560	10/5/2	50	23	50	340	3.50	230
HLC0805CSCCR68□T	680	10/5/2	50	23	50	188	4.00	190
HLC0805CSCCR82□T	820	10/5/2	25	23	50	215	4.50	180
HLC0805CSCC1R0□T	1000	10/5/2	7.96	15	50	150	5.00	120

※Operating temperature range : -25 to +85°C (including self-heating)

※Means the inductance tolerance, Tolerance : G = 2% , J = 5% , K = 10%

※IDC: Based on Temperature increase 40°C

※All the data listed in this catalogue are for reference only, King Core reserves the right to alter or revise the specifications without prior notification.

WOUND CHIP INDUCTORS → HLC1008CSCC SERIES

ELECTRICAL CHARACTERISTICS

ORDERING CODE	L	Tolerance	Test	Q	Test	Self Resonant	DC	IDC
	(nH)	±%	Frequency (MHz)	Min	Frequency (MHz)	Frequency (MHz)TYP	Resistance (Ω)max	(mA)max
HLC1008CSCC10N□T	10	10/5/2	50	50	500	4100	0.08	1000
HLC1008CSCC12N□T	12	10/5/2	50	50	500	3300	0.09	1000
HLC1008CSCC15N□T	15	10/5/2	50	50	500	2500	0.10	1000
HLC1008CSCC18N□T	18	10/5/2	50	50	350	2500	0.11	1000
HLC1008CSCC22N□T	22	10/5/2	50	55	350	2400	0.12	1000
HLC1008CSCC27N□T	27	10/5/2	50	55	350	1600	0.13	1000
HLC1008CSCC33N□T	33	10/5/2	50	60	350	1600	0.14	1000
HLC1008CSCC39N□T	39	10/5/2	50	60	350	1500	0.15	1000
HLC1008CSCC47N□T	47	10/5/2	50	65	350	1500	0.16	1000
HLC1008CSCC56N□T	56	10/5/2	50	65	350	1300	0.18	1000
HLC1008CSCC68N□T	68	10/5/2	50	65	350	1300	0.20	1000
HLC1008CSCC82N□T	82	10/5/2	50	60	350	1000	0.22	1000
HLC1008CSCCR10□T	100	10/5/2	25	60	350	1000	0.56	650
HLC1008CSCCR12□T	120	10/5/2	25	60	350	950	0.63	650
HLC1008CSCCR15□T	150	10/5/2	25	45	100	850	0.70	580
HLC1008CSCCR18□T	180	10/5/2	25	45	100	750	0.77	620
HLC1008CSCCR22□T	220	10/5/2	25	45	100	700	0.84	500
HLC1008CSCCR27□T	270	10/5/2	25	45	100	600	0.91	500
HLC1008CSCCR33□T	330	10/5/2	25	45	100	570	1.05	450
HLC1008CSCCR39□T	390	10/5/2	25	45	100	500	1.12	470
HLC1008CSCCR47□T	470	10/5/2	25	45	100	450	1.19	470
HLC1008CSCCR56□T	560	10/5/2	25	45	100	415	1.33	400
HLC1008CSCCR62□T	620	10/5/2	25	45	100	375	1.40	300
HLC1008CSCCR68□T	680	10/5/2	25	45	100	375	1.47	400
HLC1008CSCCR75□T	750	10/5/2	25	45	100	360	1.54	360
HLC1008CSCCR82□T	820	10/5/2	25	45	100	350	1.61	400
HLC1008CSCCR91□T	910	10/5/2	25	35	50	320	1.68	380
HLC1008CSCC1R0□T	1000	10/5/2	25	35	50	290	1.75	370
HLC1008CSCC1R2□T	1200	10/5/2	7.9	35	50	250	2.00	310
HLC1008CSCC1R5□T	1500	10/5/2	7.9	28	50	200	2.30	330
HLC1008CSCC1R8□T	1800	10/5/2	7.9	28	50	160	2.60	300
HLC1008CSCC2R2□T	2200	10/5/2	7.9	28	50	160	2.80	280
HLC1008CSCC2R7□T	2700	10/5/2	7.9	22	25	140	3.20	290
HLC1008CSCC3R3□T	3300	10/5/2	7.9	22	25	110	3.40	290
HLC1008CSCC3R9□T	3900	10/5/2	7.9	20	25	100	3.60	260
HLC1008CSCC4R7□T	4700	10/5/2	7.9	20	25	90	4.00	260
HLC1008CSCC5R6□T	5600	10/5/2	7.9	16	7.9	20	4.00	240
HLC1008CSCC6R8□T	6800	10/5/2	7.9	18	7.9	40	4.90	200
HLC1008CSCC8R2□T	8200	10/5/2	7.9	18	7.9	25	6.00	170

※Operating temperature range : -25 to +85°C (including self-heating)
 ※Means the inductance tolerance, Tolerance : G = 2% , J = 5% , K = 10%
 ※IDC: Based on Temperature increase 40°C

※All the data listed in this catalogue are for reference only, King Core reserves the right to alter or revise the specifications without prior notification.



KING CORE ELECTRONICS INC.
 Tel: 886-3-4698855 Fax: 886-3-4691395

No. 269, Nanfong Rd., Pingjhen City, Taoyuan County, Taiwan
 E-mail: kc@mail.kingcore.com.tw Web Site: http://www.kingcore.com.tw