


# THRU-HOLE DRUM CORE POWER INDUCTORS

AIRD-01



RoHS  
Compliant



21.0 x  $\phi$  16.5 mm

## FEATURES

- Ferrite core with UL tube
- Wire wound construction
- High current, low DCR

## APPLICATIONS:

- Electronic Appliance
- Power Supplies
- TRIAC/SCR Control Circuits

## STANDARD SPECIFICATIONS

**Operating Temperature:** -40°C ~ +125°C (including self-heat)

**Storage Temperature:** -40°C ~ +125°C

Part Number	Inductance	Tolerance	DCR (Max)	Saturation Current (Max)	Temperature Rise Current (Max)
Units	$\mu$ H	%	$\Omega$	A	A
Symbol	L	K, M, N	DCR	Isat	Irms
AIRD-01-1R0	1.0	N	0.003	87.0	9.0
AIRD-01-1R2	1.2	N	0.003	68.0	9.0
AIRD-01-1R5	1.5	N	0.004	56.0	9.0
AIRD-01-1R8	1.8	N	0.004	56.0	9.0
AIRD-01-2R2	2.2	N	0.005	47.0	9.0
AIRD-01-2R7	2.7	N	0.005	47.0	9.0
AIRD-01-3R3	3.3	M	0.005	40.0	9.0
AIRD-01-3R9	3.9	M	0.006	36.0	9.0
AIRD-01-4R7	4.7	M	0.007	32.0	9.0
AIRD-01-5R6	5.6	M	0.007	29.0	9.0
AIRD-01-6R8	6.8	M	0.008	26.0	9.0
AIRD-01-8R2	8.2	M	0.009	24.5	9.0
AIRD-01-100	10	K	0.010	21.2	9.0
AIRD-01-120	12	K	0.011	19.0	9.0
AIRD-01-150	15	K	0.015	17.5	7.2
AIRD-01-180	18	K	0.016	16.5	7.2
AIRD-01-220	22	K	0.025	15.8	5.5
AIRD-01-270	27	K	0.030	14.4	4.5
AIRD-01-330	33	K	0.040	13.2	4.0
AIRD-01-390	39	K	0.046	11.8	4.0
AIRD-01-420	42	K	0.050	11.3	3.8
AIRD-01-470	47	K	0.062	11.0	2.8
AIRD-01-560	56	K	0.069	10.0	2.8
AIRD-01-680	68	K	0.077	8.9	2.8
AIRD-01-820	82	K	0.083	8.2	2.8
AIRD-01-101	100	K	0.095	7.5	2.8
AIRD-01-121	120	K	0.127	5.8	2.0
AIRD-01-151	150	K	0.181	5.6	1.6
AIRD-01-181	180	K	0.217	5.1	1.6
AIRD-01-221	220	K	0.240	4.3	1.6
AIRD-01-271	270	K	0.300	4.1	1.6
AIRD-01-331	330	K	0.336	3.8	1.3
AIRD-01-391	390	K	0.460	3.3	1.0
AIRD-01-471	470	K	0.636	3.2	0.8
AIRD-01-561	560	K	0.696	2.9	0.8
AIRD-01-681	680	K	0.700	2.9	0.8

## Test Conditions and equipments

Test frequency: 1KHz 0.25V<sub>RMS</sub>


Irms:  $\Delta$ T of 40°C temperature rise max

# THRU-HOLE DRUM CORE POWER INDUCTORS

AIRD-01



RoHS  
Compliant



21.0 x  $\phi$  16.5 mm

## PART NUMBER IDENTIFICATION

AIRD-01-

### Inductance Code

Please refer to the  
Electrical Spec Table

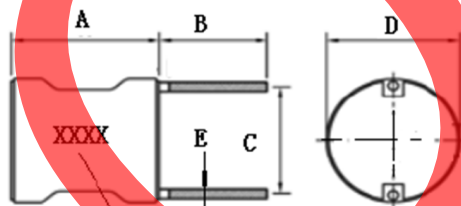
### Tolerance

N:  $\pm 30\%$

M:  $\pm 20\%$

K:  $\pm 10\%$

## MECHANICAL DIMENSIONS



Inductance Code  
e.g. 1R0M  
8R2M  
681K

A	B	C	D	E
21.0 (max)	12.5 $\pm$ 1	14.5 $\pm$ 1	16.5 (max)	1.6 (max)

Packaging (100 Pcs/Box)

**ATTENTION:** Abracon LLC's products are COTS – Commercial-Off-the-Shelf products; suitable for Commercial, Industrial and, where designated, Automotive Applications. Abracon's products are not specifically designed for Military, Aviation, Aerospace, Life-dependent Medical applications or any application requiring high reliability where component failure could result in loss of life and/or property. For applications requiring high reliability and/or presenting an extreme operating environment, written consent and authorization from Abracon LLC is required. Please contact Abracon LLC for more information.



5101 Hidden Creek Ln Spicewood TX 78669  
Phone: 512-371-6159 | Fax: 512-351-8858  
For terms and conditions of sales, please visit:  
[www.abracon.com](http://www.abracon.com)

REVISED: 08-02-2021

ABRACON IS  
ISO9001-2015  
CERTIFIED